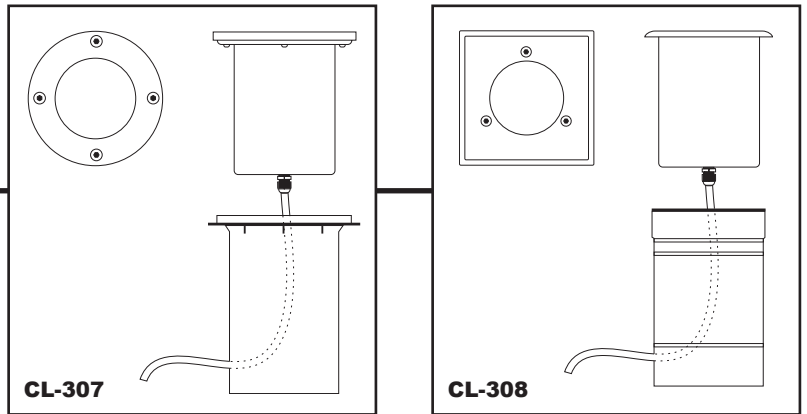




ASSEMBLY/INSTALLATION INSTRUCTION

Please read carefully before installation
SAVE THESE INSTRUCTIONS

Well Lighting



Assembly Instructions

These fixtures are designed for ground recessed mounting.

- 1- Remove fixture from its PVC sleeve.
- 2- To install bulb: Unscrew face plate of fixture. Push bulb pins into holes of socket carefully until seated. Then re-place face plate to fixture.
- 3- Insert fixture into PVC sleeve until it is locked. Then insert PVC sleeve into ground and flush it with finish floor. Run main cable through bottom of PVC sleeve.

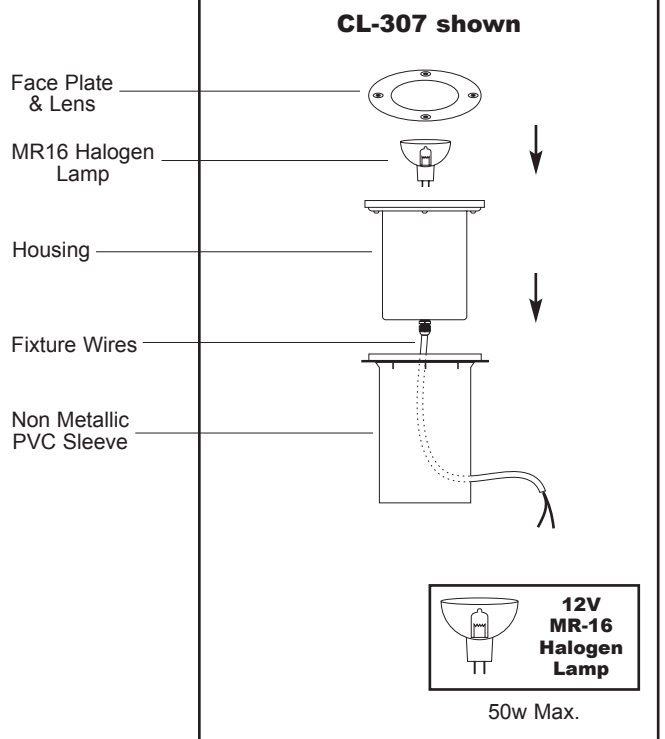
INSTRUCTIONS PERTAINING TO A RISK OF FIRE, OR INJURY TO PERSONS. IMPORTANT SAFETY INSTRUCTIONS LIGHTED LAMP IS HOT!

Warning: TO REDUCE THE RISK OF FIRE OR INJURY TO PERSONS:

- Turn off/un-plug and allow to cool before replacing lamp.
- Lamp gets **HOT** quickly! Contact only switch/plug when turning on.
- Do not touch hot lens, guard or enclosure.
- Keep lamp away from materials that may burn.
- Do not touch the lamp at any time. Use a soft cloth. Oil from skin may damage lamp.
- Do not operate the luminaire fitting with a missing or damaged shield.

Caution:

Fixture(s) must be installed in accordance with all local codes and ordinances. Do not install within 10 feet of a pool, spa or fountain.

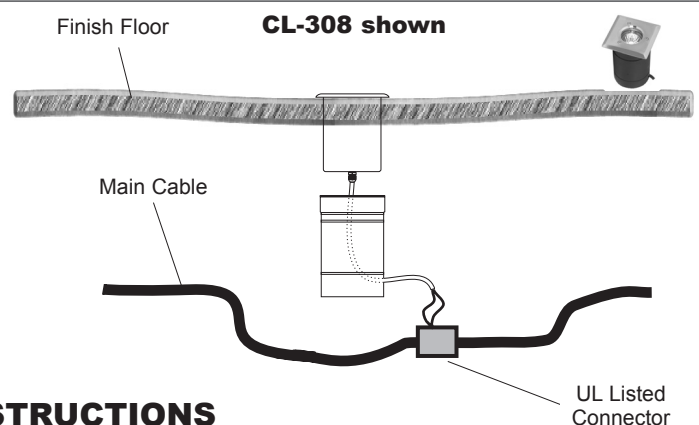


Installation Instruction

Fixture(s) should be used **“ONLY”** with low voltage landscape power units that do not exceed 25A, 15V. The power units reduce the voltage from 120 volts to 12 volts. The main cable from power units should be buried for less than 6 inches under the ground level and can be purchased from your local electric supply house.

1. Attach fixture(s) wires to main cable with UL cable connector suitable for direct burial.

Warning: Fixture(s) wires have to be run in close proximity to fixture(s) and not buried more than 3 inches.



SAVE THESE INSTRUCTIONS

One Year Limited Warranty

If this product fails to operate due to a defect in material or workmanship, during normal use, Corona Lighting Inc. will repair or replace it free of charge within one year from date of purchase. Corona Lighting Inc. reserve the right to decide between repair and replacement. This warranty is valid only for original purchaser of the product. Proof of purchase, such as a dated receipt must be provided before warranty work be done.

This warranty does not apply to:

- 1- Products not used in accordance with directions specified in Assembly/Installation Instructions.
- 2- Damages caused by accident, alteration, misuse, abuse, in handling and dropping.
- 3- Damages exceeding the cost of product.
- 4- Labor costs incurred in repair, replace, remove or install of this product by purchaser or others.
- 5- Products which have been subject to unauthorized repair or dis-assembled.
- 6- Light bulbs

- Corona Lighting Inc. assumes no responsibility for improper installation of the product and shall not be liable for any incidental or consequential damages resulting from use of this product. Corona Lighting makes no other warranties including but not limited to implied warranties of merchantability or fitness for intended purpose. Some States do not allow the limitation or exclusion of incidental or consequential damages, so the foregoing limitation may not apply to buyers. This warranty gives the purchaser specific legal rights and you may also have other rights which vary from State to State.
- The use of other company's products or components in conjunction with Corona Lighting's products, may not covered by UL classifications, could be hazardous. Such usage, whether covered by UL classifications or not, automatically voids all warranty of this product.
- No express warranty is accepted except as described here. No other warranty, either verbal or written, is authorized by Corona Lighting Inc.
- Please return defective product to distributor from whom this product was purchased.
- Corona Lighting Inc. reserves the right to make any changes to its products without prior notice.

Visit Corona Lighting's Web Site @ www.coronalighting.com for complete products information.
 Corona Lighting, Inc. ; Los Angeles, California